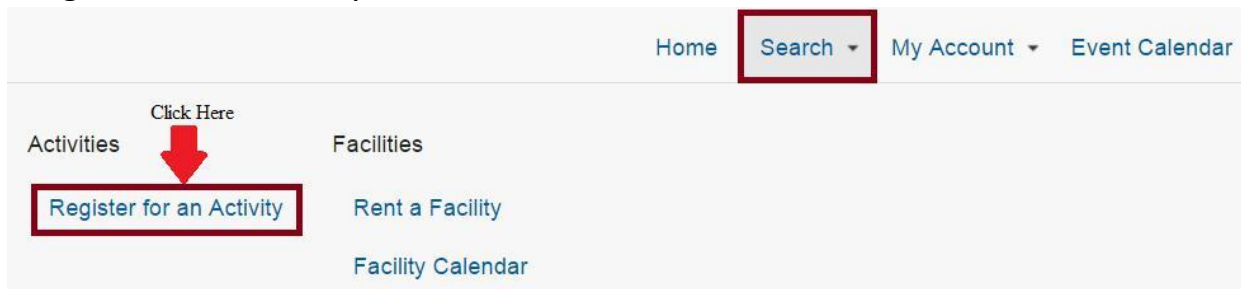


Registering for an Activity

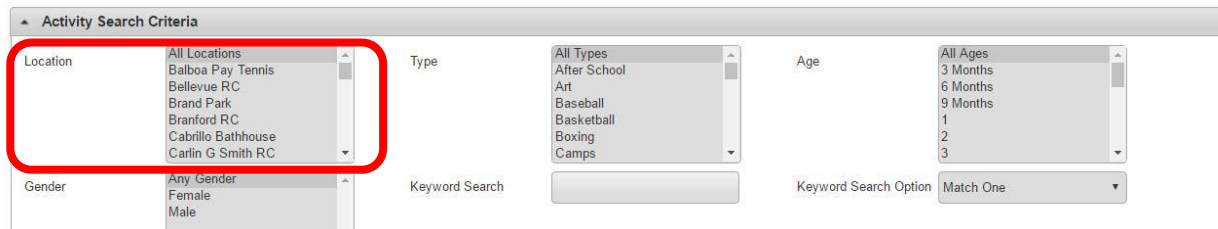
1. Go to reg.laparks.org. Log in using your username and password, or create a new account (see “How to Create a Household”). Click on the “Search” tab and select “Register for an Activity”.




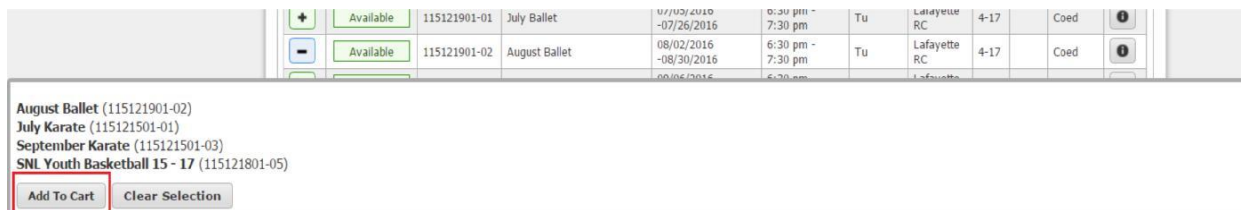
2. Click to expand the Activity Search Criteria.



3. Select Tregnan Golf Academy as the location. Then click “Search”.
(NOTE: WITH EACH NEW SEARCH, YOU MUST RESELECT TREGNAN GOLF ACADEMY AS THE LOCATION.)



4. To add an activity(ies), click on the  next to the listing. After you have added all activities you would like to register for, click “Add To Cart” located at the bottom of your screen.



5. Accept any waivers and select the participant for each activity, then click “Continue” to review your shopping cart or “One Click to Finish” to jump to the payment screen.

6. Complete the checkout process by selecting and entering your payment information. Save a copy of your receipt for your records.